

Dot D | 5W

Product Reference

Environment Indoor

Installation Ceiling Recess

Construction & Materials

Housing Milled Aluminium

Primary Lens PMMA

Primary Reflector PC metallised

Secondary Reflector -

Body Finish White,Black,Custom

Diffuser -

Antiglare Baffle -

Thermal Management

Heat Sink Material Aluminium

Cooling Technique Passive Cooling

Optical System

Beam Direction Fixed

Tilt No

Swivel No

Electrical System

Driven with Constant Current Driver

Input Voltage/Hz 220V- 240V/50-60Hz

Control Gear Included

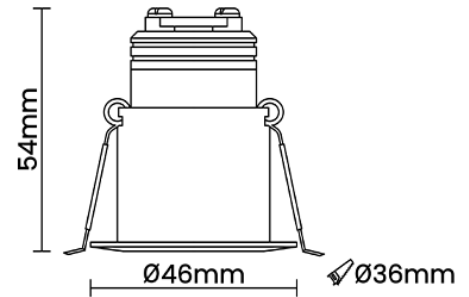

Mounting Remote

LED Power Watts 3.6W

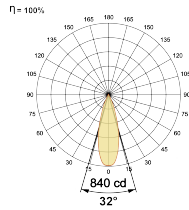
System Power Watts 4.5W

Operating Voltage V_{in} 220-240 Vac

Power Factor p.f. > 0.5



Light Distribution



LED Technology

Binning 3 Step MacAdam

LED Life Time @ L80/B10 >50000 hours

Colour Rendering (CRI) CRI90

Led Type SMD high power

LED Fitted CREE COB LED 36Vdc/130mA

Controls

Standard Switchable On/Off

Optional PDIM,DDIM,Non Dimmable

Ordering Details

Code Example:	Name	Watt	CCT	CRI	Angle	Finish	Control
	Dot D	5W	WW27K	CRI90	32°(MD)	SWH	On/Off

Select one from each column with highlighted values to create the ordering code

NAME	WATT	LUMEN	EFFICACY	CCT	CRI	ANGLE	FINISH	CONTROL
Dot D	5W	320	71	2700K	CRI90	32°(MD)	White	Non Dimmable
		329	73	3000K				On/Off
		347	77	4000K				PDIM
		356	79	5700K				DDIM
Dot D	5W			WW27K	CRI90	32°(MD)	SWH	On/Off