

ZuG MPD P 60 | 20W

Product Reference

Environment Indoor

Installation Ceiling Suspended

Construction & Materials

Housing Extruded Aluminium

Primary Lens -

Primary Reflector Aluminium White Painted

Secondary Reflector -

Body Finish White,Black

Diffuser Microprismatic

Antiglare Baffle Black,White,Custom

Thermal Management

Heat Sink Material Aluminium

Cooling Technique Passive Cooling

Optical System

Beam Direction General Diffuse

Tilt No

Swivel No

Electrical System

Driven with Constant Current Driver

Input Voltage/Hz 220V- 240V/50-60Hz

Control Gear Included

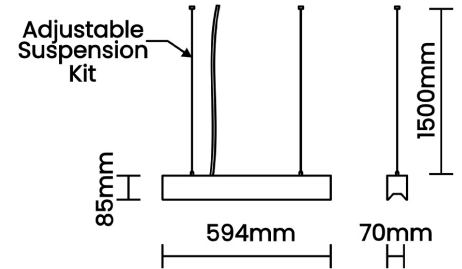

Mounting Integral

LED Power Watts 17.3W

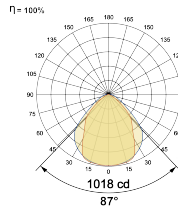
System Power Watts 19.9W

Operating Voltage V_{in} 220-240 Vac

Power Factor p.f. > 0.95



Light Distribution



LED Technology

Binning 3 Step MacAdam

LED Life Time @ L80/B10 >50000 hours

Colour Rendering (CRI) CRI80,CRI90

Led Type SMD mid power

LED Fitted Osram/Samsung Mid Power LED array 33V-36Vdc/500mA

Controls

Standard Switchable On/Off

Optional PDIM,DDIM,BTDM,CASAMBI,Non Dimmable

Ordering Details

Code Example:	Name	Watt	CCT	CRI	Angle	Finish	Control
	ZuG MPD P 60	20W	WW27K	CRI80	87°	SWH	On/Off

Select one from each column with highlighted values to create the ordering code

NAME	WATT	LUMEN	EFFICACY	CCT	CRI	ANGLE	FINISH	CONTROL
ZuG MPD P 60	20W	1851	93	2700K	WW27K	87°	White	Non Dimmable
			96	3000K	WW30K		Black	Phase Dimmable
			101	4000K	NW40K			Dali Dimmable
			103	5700K	CW57K			Bluetooth Dimmable
					2700K-5700K		TW	
ZuG MPD P 60	20W			WW27K	CRI80	87°	SWH	On/Off

