

ZuG Dark S 112 | 32W

Product Reference

Environment Indoor

Installation Ceiling Surface

Construction & Materials

Housing Aluminium Extrusion

Primary Lens PMMA

Primary Reflector -

Secondary Reflector PC Black Cover

Body Finish White,Black

Diffuser -

Antiglare Baffle Black,White,Custom

Thermal Management

Heat Sink Material Aluminium

Cooling Technique Passive Cooling

Optical System

Beam Direction Fixed

Tilt No

Swivel No

Electrical System

Driven with Constant Current Driver

Input Voltage/Hz 220V- 240V/50-60Hz

Control Gear Included

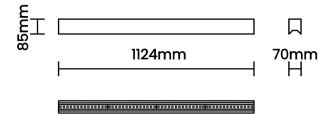

Mounting Integral

LED Power Watts 27.3W

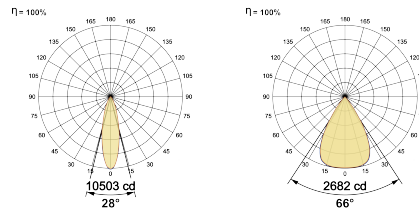
System Power Watts 31.4W

Operating Voltage Vin 220-240 Vac

Power Factor p.f. > 0.95



Light Distribution



LED Technology

Binning 3 Step MacAdam

LED Life Time @ L70/B10 >50000 hours

Colour Rendering (CRI) CRI80,CRI90

Led Type SMD high power

LED Fitted Cree 3030 LED array 39V-42Vdc/700mA

Controls

Standard Switchable On/Off

Optional PDIM,DDIM,BTTM,CASAMBI,Non Dimmable

Ordering Details

Code Example:	Name	Watt	CCT	CRI	Angle	Finish	Control
	ZuG Dark S 112	32W	WW27K	CRI80	28°(MD)	SWH	On/Off

Select one from each column with highlighted values to create the ordering code

NAME	WATT	LUMEN	EFFICACY	CCT	CRI	ANGLE	FINISH	CONTROL
ZuG Dark S 112	32W	3391	108	2700K	WW27K	CRI80	28°(MD) 28°(MD)	Non Dimmable On/Off
		3454	110	3000K	WW30K	CRI90	66°(VWD)	Phase Dimmable PDIM
		3611	115	4000K	NW40K			Dali Dimmable DDIM
		3705	118	5700K	CW57K			Bluetooth Dimmable BTTM
							Casambi CBTM	
ZuG Dark S 112	32W			WW27K	CRI80	28°(MD)	SWH	On/Off