

# ZuG Dark S 56 | 24W

## Product Reference

Environment Indoor

Installation Ceiling Surface

## Construction & Materials

Housing Aluminium Extrusion

Primary Lens PMMA

Primary Reflector -

Secondary Reflector PC Black Cover

Body Finish White,Black

Diffuser -

Antiglare Baffle Black,White,Custom

## Thermal Management

Heat Sink Material Aluminium

Cooling Technique Passive Cooling

## Optical System

Beam Direction Fixed

Tilt No

Swivel No

## Electrical System

Driven with Constant Current Driver

Input Voltage/Hz 220V- 240V/50-60Hz

Control Gear Included

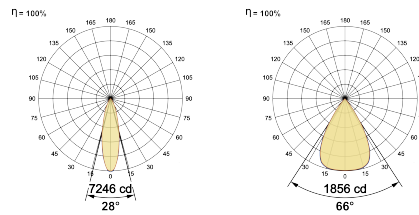
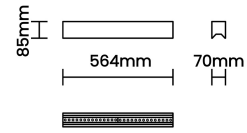

Mounting Integral

LED Power Watts 20.4W

System Power Watts 23.5W

Operating Voltage  $V_{in}$  220-240 Vac

Power Factor p.f. > 0.95



## LED Technology

Binning 3 Step MacAdam

LED Life Time @ L70/B10 >50000 hours

Colour Rendering (CRI) CRI80,CRI90

Led Type SMD high power

LED Fitted Cree 3030 LED array 39V-42Vdc/500mA

## Controls

Standard Switchable On/Off

Optional PDIM,DDIM,BTTM,CASAMBI,Non Dimmable

## Ordering Details

Code Example:	Name	Watt	CCT	CRI	Angle	Finish	Control
	ZuG Dark S 56	24W	WW27K	CRI80	28°(MD)	SWH	On/Off

Select one from each column with highlighted values to create the ordering code

NAME	WATT	LUMEN	EFFICACY	CCT	CRI	ANGLE	FINISH	CONTROL
ZuG Dark S 56	24W	2303	98	2700K	WW27K	CRI80	28°(MD)	Non Dimmable
		2374	101	3000K	WW30K	CRI90	28°(MD)	On/Off
		2491	106	4000K	NW40K	66°(VWD)	Black	Phase Dimmable
		2538	108	5700K	CW57K	66°(VWD)	SBL	PDIM
								Dali Dimmable
								DDIM
								Bluetooth Dimmable
								BTTM
								Casambi
								CBTM
ZuG Dark S 56	24W			WW27K	CRI80	28°(MD)	SWH	On/Off