

iWash S 112 | 32W

Product Reference

Environment Indoor

Installation Ceiling Surface

Construction & Materials

Housing Extruded Aluminium

Primary Lens PMMA

Primary Reflector PC metallised

Secondary Reflector Black Raster – PC, White Raster – PC

Body Finish White, Black, Custom

Diffuser -

Antiglare Baffle -

Thermal Management

Heat Sink Material Extruded Aluminium

Cooling Technique Passive Cooling

Optical System

Beam Direction Fixed Asymmetric

Tilt No

Swivel No

Electrical System

Driven with Constant Current Driver

Input Voltage/Hz 220V- 240V/50-60Hz

Control Gear Included

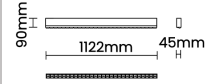

Mounting Integral

LED Power Watts 26.6W

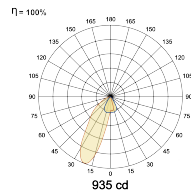
System Power Watts 30.6W

Operating Voltage Vin 220-240 Vac

Power Factor p.f. > 0.95



Light Distribution



LED Technology

Binning 3 Step MacAdam

LED Life Time @ L70/B10 >50000 hours

Colour Rendering (CRI) CRI80, CRI90

Led Type SMD

LED Fitted Samsung Mid power LED array 39-42Vdc/700mA

Controls

Standard Switchable On/Off

Optional DDIM, CASAMBI, Non Dimmable

Ordering Details

Code Example:	Name	Watt	CCT	CRI	Angle	Finish	Control
	iWash S 112	32W	WW27K	CRI80		SWH	On/Off

Select one from each column with highlighted values to create the ordering code

NAME	WATT	LUMEN	EFFICACY	CCT	CRI	ANGLE	FINISH	CONTROL	
iWash S 112	32W	2815	92	2700K	WW27K	CRI80	White	Non Dimmable	On/Off
		2907	95	3000K	WW30K	CRI90	Black	Dali Dimmable	DDIM
		3091	101	4000K	NW40K		Custom	Casambi	CBTM
		3152	103	5700K	CW57K				
				2700K-5700K	TW				
iWash S 112	32W			WW27K	CRI80		SWH	on/Off	