

# iPro R 168 | 72W

## Product Reference

Environment Indoor

Installation Ceiling Recess

## Construction & Materials

Housing Extruded Aluminium

Primary Lens PMMA

Primary Reflector -

Secondary Reflector Black Raster - PC, White Raster - PC

Body Finish White, Black, Custom

Diffuser -

Antiglare Baffle -

## Thermal Management

Heat Sink Material Extruded Aluminium

Cooling Technique Passive Cooling

## Optical System

Beam Direction Fixed

Tilt No

Swivel No

## Electrical System

Driven with Constant Current Driver

Input Voltage/Hz 220V- 240V/50-60Hz

Control Gear Included

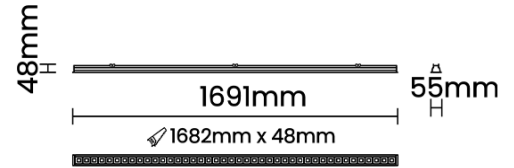

Mounting Remote

LED Power Watts 60.8W

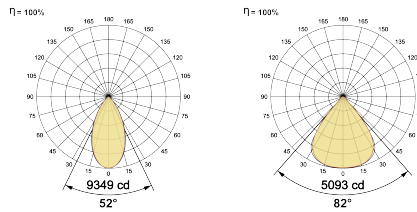
System Power Watts 69.9W

Operating Voltage Vin 220-240 Vac

Power Factor p.f. > 0.95



## Light Distribution



## LED Technology

Binning 3 Step MacAdam

LED Life Time @ L80/B10 >50000 hours

Colour Rendering (CRI) CRI80, CRI90

Led Type SMD

LED Fitted Osram/Samsung Mid power LED array 39-42Vdc/1550mA

## Controls

Standard Switchable On/Off

Optional DDIM, BTM, CASAMBI, Non Dimmable

## Ordering Details

Code Example:	Name	Watt	CCT	CRI	Angle	Finish	Control
	<b>iPro R 168</b>	<b>72W</b>	<b>WW27K</b>	<b>CRI80</b>	<b>52°(WD)</b>	<b>SWH</b>	<b>On/Off</b>

Select one from each column with highlighted values to create the ordering code

NAME	WATT	LUMEN	EFFICACY	CCT	CRI	ANGLE	FINISH	CONTROL
iPro R 168	72W	7549	108	2700K	WW27K	CRI80	52°(WD)	Non Dimmable
		7759	111	3000K	WW30K	CRI90	52°(WD)	Dali Dimmable
		8178	117	4000K	NW40K		82°(VWD)	Bluetooth Dimmable
		8318	119	5700K	CW57K			Casambi
				2700K-5700K	TW			CBTM
iPro R 168	72W			WW27K	CRI80	52°(WD)	SWH	On/Off