

iPro R 112 | 24W

Product Reference

Environment Indoor

Installation Ceiling Recess

Construction & Materials

Housing Extruded Aluminium

Primary Lens PMMA

Primary Reflector -

Secondary Reflector Black Raster – PC, White Raster – PC

Body Finish White, Black, Custom

Diffuser -

Antiglare Baffle -

Thermal Management

Heat Sink Material Extruded Aluminium

Cooling Technique Passive Cooling

Optical System

Beam Direction Fixed

Tilt No

Swivel No

Electrical System

Driven with Constant Current Driver

Input Voltage/Hz 220V- 240V/50-60Hz

Control Gear Included

Mounting Remote

LED Power Watts 20.4W

System Power Watts 23.4W

Operating Voltage Vin 220-240 Vac

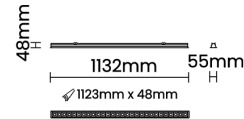

Power Factor p.f. > 0.95

Ordering Details

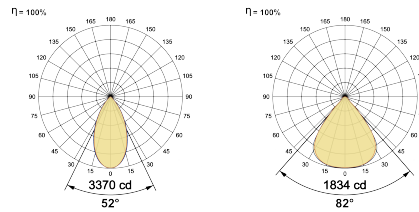
Code Example:	Name	Watt	CCT	CRI	Angle	Finish	Control
	iPro R 112	24W	WW27K	CRI80	52°(WD)	SWH	On/Off

Select one from each column with highlighted values to create the ordering code

NAME	WATT	LUMEN	EFFICACY	CCT	CRI	ANGLE	FINISH	CONTROL
iPro R 112	24W	2714	116	2700K	WW27K	CRI80	52°(WD) 52°(WD)	Non Dimmable On/Off
		2808	120	3000K	WW30K	CRI90	82°(VWD)	Dali Dimmable DDIM
		2948	126	4000K	NW40K			Bluetooth Dimmable BTTM
		2995	128	5700K	CW57K			Casambi CBTM
					2700K-5700K	TW		
iPro R 112	24W			WW27K	CRI80	52°(WD)	SWH	On/Off



Light Distribution



LED Technology

Binning 3 Step MacAdam

LED Life Time @ L70/B10 >50000 hours

Colour Rendering (CRI) CRI80, CRI90

Led Type SMD

LED Fitted Samsung Mid power LED array 39-42Vdc/500mA

Controls

Standard Switchable On/Off

Optional DDIM, BTTM, CASAMBI, Non Dimmable