

iPro P 168 | 48W

Product Reference

Environment Indoor

Installation Ceiling Suspended

Construction & Materials

Housing Extruded Aluminium

Primary Lens PMMA

Primary Reflector -

Secondary Reflector Black Raster - PC, White Raster - PC

Body Finish White, Black, Custom

Diffuser -

Antiglare Baffle -

Thermal Management

Heat Sink Material Extruded Aluminium

Cooling Technique Passive Cooling

Optical System

Beam Direction Fixed

Tilt No

Swivel No

Electrical System

Driven with Constant Current Driver

Input Voltage/Hz 220V- 240V/50-60Hz

Control Gear Included

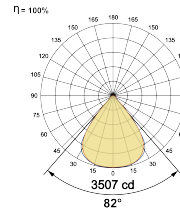
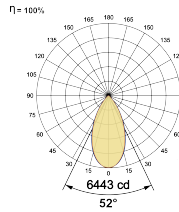
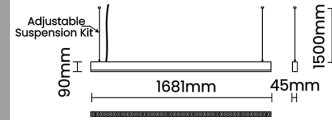
Mounting Integral

LED Power Watts 40.2W

System Power Watts 46.2W

Operating Voltage V_{in} 220-240 Vac

Power Factor p.f. > 0.95



LED Technology

Binning 3 Step MacAdam

LED Life Time @ L70/B10 >50000 hours

Colour Rendering (CRI) CRI80, CRI90

Led Type SMD

LED Fitted Samsung Mid power LED array 39-42Vdc/1050mA

Controls

Standard Switchable On/Off

Optional DDIM, CASAMBI, Non Dimmable

Ordering Details

Code Example:	Name	Watt	CCT	CRI	Angle	Finish	Control
	iPro P 168	48W	WW27K	CRI80	52°(WD)	SWH	On/Off

Select one from each column with highlighted values to create the ordering code

NAME	WATT	LUMEN	EFFICACY	CCT	CRI	ANGLE	FINISH	CONTROL
iPro P 168	48W	5221	113	2700K	WW27K	CRI80	52°(WD) 52°(WD)	Non Dimmable On/Off
		5359	116	3000K	WW30K	CRI90	82°(VWD)	Dali Dimmable DDIM
		5636	122	4000K	NW40K			Casambi CBTM
		5729	124	5700K	CW57K			
						2700K-5700K	TW	
iPro P 168	48W			WW27K	CRI80	52°(WD)	SWH	On/Off