

# iSoft Wash R 56 | 10W

## Product Reference

Environment Indoor

Installation Ceiling Recess

## Construction & Materials

Housing Extruded Aluminium

Primary Lens -

Primary Reflector -

Secondary Reflector -

Body Finish White,Black,Custom

Diffuser Opal PC

Antiglare Baffle -

## Thermal Management

Heat Sink Material Extruded Aluminium

Cooling Technique Passive Cooling

## Optical System

Beam Direction Fixed Asymmetric

Tilt No

Swivel No

## Electrical System

Driven with Constant Current Driver

Input Voltage/Hz 220V- 240V/50-60Hz

Control Gear Included

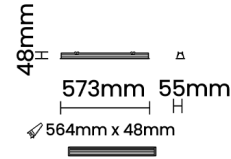

Mounting Remote

LED Power Watts 8.4W

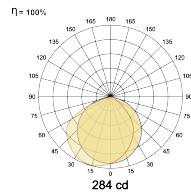
System Power Watts 9.6W

Operating Voltage Vin 220-240 Vac

Power Factor p.f. > 0.95



## Light Distribution



## LED Technology

Binning 3 Step MacAdam

LED Life Time @ L80/B10 >50000 hours

Colour Rendering (CRI) CRI80,CRI90

Led Type SMD mid power

LED Fitted Osram/Samsung Mid power LED array 34-36Vdc/250mA

## Controls

Standard Switchable On/Off

Optional DDIM,BTTM,CASAMBI,Non Dimmable

## Ordering Details

Code Example:	Name	Watt	CCT	CRI	Angle	Finish	Control
	<b>iSoft Wash R 56</b>	<b>10W</b>	<b>WW27K</b>	<b>CRI80</b>		<b>SWH</b>	<b>On/Off</b>

Select one from each column with highlighted values to create the ordering code

NAME	WATT	LUMEN	EFFICACY	CCT	CRI	ANGLE	FINISH	CONTROL	
<b>iSoft Wash R 56</b>	<b>10W</b>	730	76	2700K	<b>WW27K</b>	<b>CRI80</b>	White	Non Dimmable	<b>On/Off</b>
		749	78	3000K	<b>WW30K</b>	CRI90	Black	Dali Dimmable	<b>DDIM</b>
		787	82	4000K	<b>NW40K</b>		Custom	Bluetooth Dimmable	<b>BTTM</b>
		806	84	5700K	<b>CW57K</b>			Casambi	<b>CBTM</b>
<b>iSoft Wash R 56</b>	<b>10W</b>			<b>WW27K</b>	<b>CRI80</b>		<b>SWH</b>	<b>On/Off</b>	