

iSoft Deep R 112 | 40W

Product Reference

Environment Indoor

Installation Ceiling Recess

Construction & Materials

Housing Extruded Aluminium

Primary Lens -

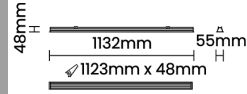

Primary Reflector -

Secondary Reflector -

Body Finish White,Black,Custom

Diffuser Opal PC

Antiglare Baffle -



Thermal Management

Heat Sink Material Extruded Aluminium

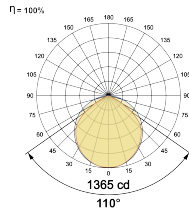
Cooling Technique Passive Cooling

Optical System

Beam Direction General Diffuse

Tilt No

Swivel No



Electrical System

Driven with Constant Current Driver

Input Voltage/Hz 220V- 240V/50-60Hz

Control Gear Included

Mounting Remote

LED Power Watts 35.0W

System Power Watts 40.2W

Operating Voltage Vin 220-240 Vac

Power Factor p.f. > 0.95

LED Technology

Binning 3 Step MacAdam

LED Life Time @ L70/B10 >50000 hours

Colour Rendering (CRI) CRI80,CRI90

Led Type SMD mid power

LED Fitted Samsung Mid power LED array 34-36Vdc/1000mA

Controls

Standard Switchable On/Off

Optional DDIM,BTTM,CASAMBI,Non Dimmable

Ordering Details

Code Example:	Name	Watt	CCT	CRI	Angle	Finish	Control
	iSoft Deep R 112	40W	WW27K	CRI80	110°	SWH	On/Off

Select one from each column with highlighted values to create the ordering code

NAME	WATT	LUMEN	EFFICACY	CCT	CRI	ANGLE	FINISH	CONTROL		
iSoft Deep R 112	40W	3256	81	2700K	WW27K	110°	White	SWH	Non Dimmable	On/Off
		3337	83	3000K	WW30K		Black	SBL	Dali Dimmable	DDIM
		3497	87	4000K	NW40K		Custom	CSM	Bluetooth Dimmable	BTTM
		3578	89	5700K	CW57K		Casambi	CBTM	Casambi	CBTM
iSoft Deep R 112	40W			WW27K	CRI80	110°	SWH	On/Off		