

# iSoft S 168 | 42W

## Product Reference

Environment Indoor

Installation Ceiling Surface

## Construction & Materials

Housing Extruded Aluminium

Primary Lens -

Primary Reflector -

Secondary Reflector -

Body Finish White,Black,Custom

Diffuser Opal PC

Antiglare Baffle -

## Thermal Management

Heat Sink Material Extruded Aluminium

Cooling Technique Passive Cooling

## Optical System

Beam Direction General Diffuse

Tilt No

Swivel No

## Electrical System

Driven with Constant Current Driver

Input Voltage/Hz 220V- 240V/50-60Hz

Control Gear Included

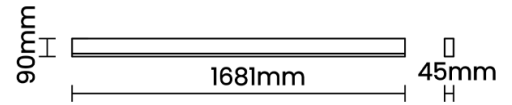

Mounting Integral

LED Power Watts 34.5W

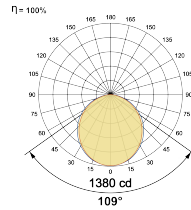
System Power Watts 39.6W

Operating Voltage Vin 220-240 Vac

Power Factor p.f. > 0.95



## Light Distribution



## LED Technology

Binning 3 Step MacAdam

LED Life Time @ L80/B10 >50000 hours

Colour Rendering (CRI) CRI80,CRI90

Led Type SMD mid power

LED Fitted Osram/Samsung Mid power LED array 34-36Vdc/1050mA

## Controls

Standard Switchable On/Off

Optional DDIM,CASAMBI,Non Dimmable

## Ordering Details

Code Example:	Name	Watt	CCT	CRI	Angle	Finish	Control
	<b>iSoft S 168</b>	<b>42W</b>	<b>WW27K</b>	<b>CRI80</b>	<b>109°</b>	<b>SWH</b>	<b>On/Off</b>

Select one from each column with highlighted values to create the ordering code

NAME	WATT	LUMEN	EFFICACY	CCT	CRI	ANGLE	FINISH	CONTROL			
<b>iSoft S 168</b>	<b>42W</b>	3485	88	2700K	<b>WW27K</b>	109°	White	<b>SWH</b>	Non Dimmable	<b>On/Off</b>	
		3604	91	3000K	<b>WW30K</b>		CRI90	Black	<b>SBL</b>	Dali Dimmable	<b>DDIM</b>
		3802	96	4000K	<b>NW40K</b>			Custom	<b>CSM</b>	Casambi	<b>CBTM</b>
		3881	98	5700K	<b>CW57K</b>						
<b>iSoft S 168</b>	<b>42W</b>			<b>WW27K</b>	<b>CRI80</b>	<b>109°</b>	<b>SWH</b>	<b>On/Off</b>			