

iSoft P 56 | 10W

Product Reference

Environment Indoor

Installation Ceiling Suspended

Construction & Materials

Housing Extruded Aluminium

Primary Lens -

Primary Reflector -

Secondary Reflector -

Body Finish White,Black,Custom

Diffuser Opal PC

Antiglare Baffle -

Thermal Management

Heat Sink Material Extruded Aluminium

Cooling Technique Passive Cooling

Optical System

Beam Direction General Diffuse

Tilt No

Swivel No

Electrical System

Driven with Constant Current Driver

Input Voltage/Hz 220V- 240V/50-60Hz

Control Gear Included

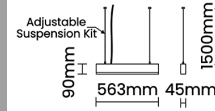

Mounting Integral

LED Power Watts 8.4W

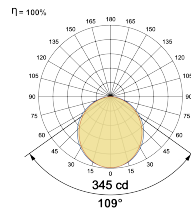
System Power Watts 9.7W

Operating Voltage Vin 220-240 Vac

Power Factor p.f. > 0.95



Light Distribution



LED Technology

Binning 3 Step MacAdam

LED Life Time @ L70/B10 >50000 hours

Colour Rendering (CRI) CRI80,CRI90

Led Type SMD mid power

LED Fitted Samsung Mid power LED array 34-36Vdc/250mA

Controls

Standard Switchable On/Off

Optional DDIM,CASAMBI,Non Dimmable

Ordering Details

Code Example:	Name	Watt	CCT	CRI	Angle	Finish	Control
	iSoft P 56	10W	WW27K	CRI80	109°	SWH	On/Off

Select one from each column with highlighted values to create the ordering code

NAME	WATT	LUMEN	EFFICACY	CCT		CRI	ANGLE	FINISH		CONTROL	
iSoft P 56	10W	873	90	2700K	WW27K	CRI80	109°	White	SWH	Non Dimmable	On/Off
		902	93	3000K	WW30K	CRI90		Black	SBL	Dali Dimmable	DDIM
		951	98	4000K	NW40K			Custom	CSM	Casambi	CBTM
		970	100	5700K	CW57K						
iSoft P 56	10W			WW27K	CRI80	109°	SWH			On/Off	