

## Roa P MPD 180 | 60W

### Product Reference

Environment Indoor

Installation Ceiling Suspended

### Construction & Materials

Housing Extruded Aluminium

Primary Lens -

Primary Reflector -

Secondary Reflector -

Body Finish White,Black,Custom

Diffuser Microprismatic

Antiglare Baffle -

### Thermal Management

Heat Sink Material Aluminium

Cooling Technique Passive Cooling

### Optical System

Beam Direction General Diffuse

Tilt No

Swivel No

### Electrical System

Driven with Constant Current Driver

Input Voltage/Hz 220V- 240V/50-60Hz

Control Gear Included

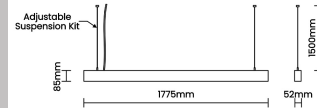

Mounting Integral

LED Power Watts 51.2W

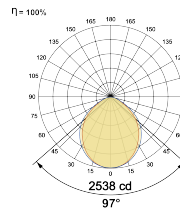
System Power Watts 58.9W

Operating Voltage Vin 220-240 Vac

Power Factor p.f. > 0.95



### Light Distribution



### LED Technology

Binning 3 Step MacAdam

LED Life Time @ L70/B10 >50000 hours

Colour Rendering (CRI) CRI80,CRI90

Led Type SMD mid power

LED Fitted Samsung Mid power LED array 32V-36Vdc/1550mA

### Controls

Standard Switchable On/Off

Optional DDIM,CASAMBI,Non Dimmable

### Ordering Details

Code Example:	Name	Watt	CCT	CRI	Angle	Finish	Control
	<b>Roa P MPD 180</b>	<b>60W</b>	<b>WW27K</b>	<b>CRI80</b>	<b>97°</b>	<b>SWH</b>	<b>On/Off</b>

Select one from each column with highlighted values to create the ordering code

NAME	WATT	LUMEN	EFFICACY	CCT		CRI	ANGLE	FINISH		CONTROL	
<b>Roa P MPD 180</b>	<b>60W</b>	5301	90	2700K	<b>WW27K</b>	<b>CRI80</b>	97°	White	<b>SWH</b>	Non Dimmable	<b>On/Off</b>
		5478	93	3000K	<b>WW30K</b>	CRI90		Black	<b>SBL</b>	Dali Dimmable	<b>DDIM</b>
		5772	98	4000K	<b>NW40K</b>			Custom	<b>CSM</b>	Casambi	<b>CBTM</b>
		5890	100	5700K	<b>CW57K</b>						
				2700K-5700K	<b>TW</b>						
<b>Roa P MPD 180</b>	<b>60W</b>			<b>WW27K</b>		<b>CRI80</b>	<b>97°</b>	<b>SWH</b>		<b>On/Off</b>	