

# Roa S OPD 60 | 14W

## Product Reference

Environment Indoor

Installation Ceiling Surface

## Construction & Materials

Housing Extruded Aluminium

Primary Lens -

Primary Reflector -

Secondary Reflector -

Body Finish White,Black,Custom

Diffuser Premium high-transmission opal

Antiglare Baffle -

## Thermal Management

Heat Sink Material Aluminium

Cooling Technique Passive Cooling

## Optical System

Beam Direction General Diffuse

Tilt No

Swivel No

## Electrical System

Driven with Constant Current Driver

Input Voltage/Hz 220V- 240V/50-60Hz

Control Gear Included

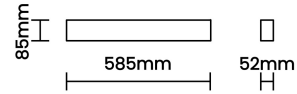

Mounting Integral

LED Power Watts 11.7W

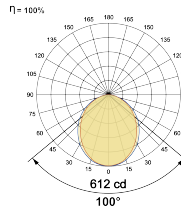
System Power Watts 13.5W

Operating Voltage Vin 220-240 Vac

Power Factor p.f. > 0.95



## Light Distribution



## LED Technology

Binning 3 Step MacAdam

LED Life Time @ L70/B10 >50000 hours

Colour Rendering (CRI) CRI80,CRI90

Led Type SMD mid power

LED Fitted Samsung Mid power LED array 32V-36Vdc/350mA

## Controls

Standard Switchable On/Off

Optional DDIM,CASAMBI,Non Dimmable

## Ordering Details

Code Example:	Name	Watt	CCT	CRI	Angle	Finish	Control
	<b>Roa S OPD 60</b>	<b>14W</b>	<b>WW27K</b>	<b>CRI80</b>	<b>100°</b>	<b>SWH</b>	<b>On/Off</b>

Select one from each column with highlighted values to create the ordering code

NAME	WATT	LUMEN	EFFICACY	CCT	CRI	ANGLE	FINISH	CONTROL	
Roa S OPD 60	14W	1404	104	2700K	WW27K	100°	White	Non Dimmable	
		1445	107	3000K	WW30K		CRI80	SWH	On/Off
		1512	112	4000K	NW40K		CRI90	SBL	Dali Dimmable
		1539	114	5700K	CW57K			CSM	Casambi
				2700K-5700K	TW				CBTM
Roa S OPD 60	14W			WW27K	CRI80	100°	SWH	On/Off	