

Flute R 120 | 26W

Product Reference

Environment Indoor

Installation Ceiling Recess

Construction & Materials

Housing Aluminium Extrusion

Primary Lens -

Primary Reflector PC metallised

Secondary Reflector Black Raster – ABS

Body Finish White,Black

Diffuser -

Antiglare Baffle -

Thermal Management

Heat Sink Material Aluminium

Cooling Technique Passive Cooling

Optical System

Beam Direction Fixed Asymmetric

Tilt No

Swivel No

Electrical System

Driven with Constant Current Driver

Input Voltage/Hz 220V- 240V/50-60Hz

Control Gear Included

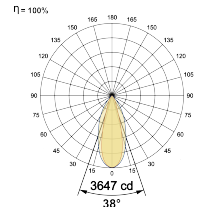
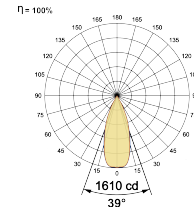
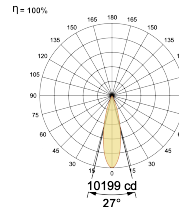
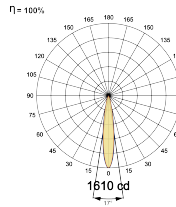
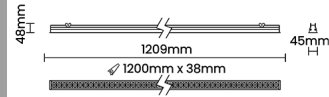

Mounting Remote

LED Power Watts 22.6W

System Power Watts 26.0W

Operating Voltage Vin 220-240 Vac

Power Factor p.f. > 0.95



LED Technology

Binning 3 Step MacAdam

LED Life Time @ L70/B10 >50000 hours

Colour Rendering (CRI) CRI80,CRI90

Led Type SMD mid power

LED Fitted Samsung Mid power LED array 42V-46Vdc/500mA

Controls

Standard Switchable On/Off

Optional DDIM,CASAMBI,Non Dimmable

Ordering Details

Code Example:	Name	Watt	CCT	CRI	Angle	Finish	Control
	Flute R 120	26W	WW27K	CRI80	17°(SS)	SWH	On/Off

Select one from each column with highlighted values to create the ordering code

NAME	WATT	LUMEN	EFFICACY	CCT	CRI	ANGLE	FINISH	CONTROL
Flute R 120	26W	2340	90	2700K	WW27K	CRI80	White SWH	Non Dimmable On/Off
		2418	93	3000K	WW30K	CRI90	Black SBL	Dali Dimmable DDIM
		2548	98	4000K	NW40K			Casambi CBTM
		2600	100	5700K	CW57K			
				2700K-5700K	TW			
Flute R 120	26W			WW27K	CRI80	17°(SS)	SWH	On/Off