

iSkim 100 | 20W

Product Reference

Environment Indoor

Installation Ceiling Surface

Construction & Materials

Housing Extruded Aluminium

Primary Lens PMMA

Primary Reflector -

Secondary Reflector -

Body Finish White,Black

Diffuser -

Antiglare Baffle -

Thermal Management

Heat Sink Material Aluminium

Cooling Technique Passive Cooling

Optical System

Beam Direction Fixed

Tilt No

Swivel No

Electrical System

Driven with Constant Voltage Driver

Input Voltage/Hz 220V- 240V/50-60Hz

Control Gear Included

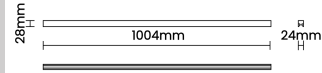

Mounting Remote

LED Power Watts 19.6W

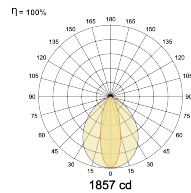
System Power Watts -

Operating Voltage Vin 220-240 Vac

Power Factor p.f. > 0.95



Light Distribution



LED Technology

Binning 3 Step MacAdam

LED Life Time @ L70/B10 >50000 hours

Colour Rendering (CRI) CRI80,CRI90

Led Type SMD high power

LED Fitted Cree LED 23V-24Vdc

Controls

Standard Switchable On/Off

Optional PDIM,DDIM,BTTM,CASAMBI,Non Dimmable

Ordering Details

Code Example:	Name	Watt	CCT	CRI	Angle	Finish	Control
	iSkim 100	20W	WW27K	CRI80	88°x 32°	SWH	On/Off

Select one from each column with highlighted values to create the ordering code

NAME	WATT	LUMEN	EFFICACY	CCT	CRI	ANGLE	FINISH	CONTROL		
iSkim 100	20W	1882	96	2700K	WW27K	CRI80	88°x 32°	White SWH	Non Dimmable On/Off	
		1940	99	3000K	WW30K			CRI90	Black SBL	Phase Dimmable PDIM
		2038	104	4000K	NW40K					Dali Dimmable DDIM
		2078	106	5700K	CW57K					Bluetooth Dimmable BTTM
				2700K-5700K	TW					Casambi CBTM
iSkim 100	20W			WW27K	CRI80	88°x 32°	SWH	On/Off		