

# TownSquare R 60 | 50W

## Product Reference

Environment Indoor

Installation Ceiling Recess

## Construction & Materials

Housing Extruded and Sheet Aluminium

Primary Lens -

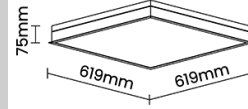

Primary Reflector White Optics

Secondary Reflector -

Body Finish White,Black,Custom

Diffuser Opal PC, Microprismatic

Antiglare Baffle -



## Thermal Management

Heat Sink Material Aluminium

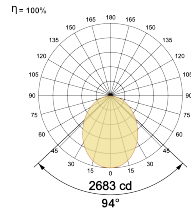
Cooling Technique Passive Cooling

## Optical System

Beam Direction General Diffuse

Tilt No

Swivel No



## Electrical System

Driven with Constant Current Driver

Input Voltage/Hz 220V- 240V/50-60Hz

Control Gear Included

Mounting Integral

LED Power Watts 43.1W

System Power Watts 49.5W

Operating Voltage Vin 220-240 Vac

Power Factor p.f. > 0.95

## LED Technology

Binning 3 Step MacAdam

LED Life Time @ L70/B10 >50000 hours

Colour Rendering (CRI) CRI80,CRI90

Led Type SMD mid power

LED Fitted Samsung Mid power LED array 42V-48Vdc/1050mA

## Controls

Standard Switchable On/Off

Optional DDIM,CASAMBI,Non Dimmable

## Ordering Details

Code Example:	Name	Watt	CCT	CRI	Angle	Finish	Control
	TownSquare R 60	50W	WW27K	CRI80	94°	SWH	On/Off

Select one from each column with highlighted values to create the ordering code

NAME	WATT	LUMEN	EFFICACY	CCT		CRI	ANGLE	FINISH		CONTROL	
TownSquare R 60	50W	5841	118	2700K	WW27K	CRI80	94°	White	SWH	Non Dimmable	On/Off
		6039	122	3000K	WW30K	CRI90		Black	SBL	Dali Dimmable	DDIM
		6386	129	4000K	NW40K			Custom	CSM	Casambi	CBTM
		6584	133	5700K	CW57K						
				2700K-5700K	TW						
TownSquare R 60	50W			WW27K		CRI80	94°	SWH			On/Off