

TownSquare R 30 | 34W

Product Reference

Environment Indoor
 Installation Ceiling Recess

Construction & Materials

Housing Aluminium
 Primary Lens -
 Primary Reflector White Optics
 Secondary Reflector -
 Body Finish White,Black,Custom
 Diffuser Opal PC, Microprismatic
 Antiglare Baffle -

Thermal Management

Heat Sink Material Aluminium
 Cooling Technique Passive Cooling

Optical System

Beam Direction General Diffuse
 Tilt No
 Swivel No

Electrical System

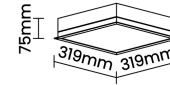

Driven with Constant Current Driver
 Input Voltage/Hz 220V- 240V/50-60Hz
 Control Gear Included
 Mounting Integral
 LED Power Watts 29.3W
 System Power Watts 33.7W
 Operating Voltage Vin 220-240 Vac
 Power Factor p.f. > 0.95

Ordering Details

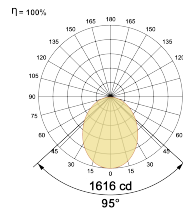
Code Example:	Name	Watt	CCT	CRI	Angle	Finish	Control
	TownSquare R 30	34W	WW27K	CRI80	95°	SWH	On/Off

Select one from each column with highlighted values to create the ordering code

NAME	WATT	LUMEN	EFFICACY	CCT	CRI	ANGLE	FINISH	CONTROL
TownSquare R 30	34W	3572	106	2700K	WW27K	95°	White	Non Dimmable
		3673	109	3000K	WW30K		Black	Dali Dimmable
		3909	116	4000K	NW40K		Custom	Casambi
		4010	119	5700K	CW57K		CSM	CBTM
				2700K-5700K	TW			
TownSquare R 30	34W			WW27K	CRI80	95°	SWH	On/Off



Light Distribution



LED Technology

Binning 3 Step MacAdam
 LED Life Time @ L70/B10 >50000 hours
 Colour Rendering (CRI) CRI80,CRI90
 Led Type SMD mid power
 LED Fitted Samsung Mid power LED array 42V-48Vdc/700mA

Controls

Standard Switchable On/Off
 Optional DDIM,CASAMBI,Non Dimmable