

# TownSquare P 60 | 50W

## Product Reference

Environment Indoor

Installation Ceiling Suspended

## Construction & Materials

Housing Extruded and Sheet Aluminium

Primary Lens -

Primary Reflector White Optics

Secondary Reflector -

Body Finish White,Black,Custom

Diffuser Opal PC, Microprismatic

Antiglare Baffle -

## Thermal Management

Heat Sink Material Aluminium

Cooling Technique Passive Cooling

## Optical System

Beam Direction General Diffuse

Tilt No

Swivel No

## Electrical System

Driven with Constant Current Driver

Input Voltage/Hz 220V- 240V/50-60Hz

Control Gear Included

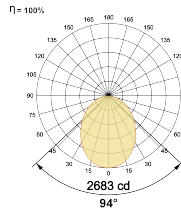
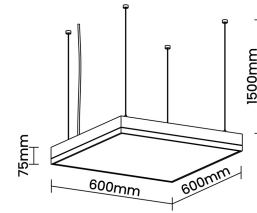

Mounting Integral

LED Power Watts 43.1W

System Power Watts 49.5W

Operating Voltage Vin 220-240 Vac

Power Factor p.f. > 0.95



## LED Technology

Binning 3 Step MacAdam

LED Life Time @ L70/B10 >50000 hours

Colour Rendering (CRI) CRI80,CRI90

Led Type SMD mid power

LED Fitted Samsung Mid power LED array 42V-48Vdc/1050mA

## Controls

Standard Switchable On/Off

Optional DDIM,CASAMBI,Non Dimmable

## Ordering Details

Code Example:	Name	Watt	CCT	CRI	Angle	Finish	Control
	<b>TownSquare P 60</b>	<b>50W</b>	<b>WW27K</b>	<b>CRI80</b>	<b>94°</b>	<b>SWH</b>	<b>On/Off</b>

Select one from each column with highlighted values to create the ordering code

NAME	WATT	LUMEN	EFFICACY	CCT	CRI	ANGLE	FINISH	CONTROL			
TownSquare P 60	50W	5841	118	2700K	WW27K	CRI80	94°	White	SWH	Non Dimmable	On/Off
		6039	122	3000K	WW30K			CRI90	Black	SBL	Dali Dimmable
		6386	129	4000K	NW40K		Custom	CSM	Casambi	CBTM	
		6584	133	5700K	CW57K						
						2700K-5700K	TW				
TownSquare P 60	50W			WW27K	CRI80	94°	SWH	On/Off			