

Birds on a Branch 2way | 2X10W

Product Reference

Environment Indoor

Installation Ceiling Surface

Construction & Materials

Housing Die Cast Aluminium, Milled Aluminium

Primary Lens PMMA

Primary Reflector PC metallised

Secondary Reflector -

Body Finish White, Black, Custom

Diffuser -

Antiglare Baffle -

Thermal Management

Heat Sink Material Die cast Aluminium

Cooling Technique Passive Cooling

Optical System

Beam Direction Adjustable

Tilt Yes

Swivel Yes

Electrical System

Driven with Constant Current Driver

Input Voltage/Hz 220V- 240V/50-60Hz

Control Gear Included

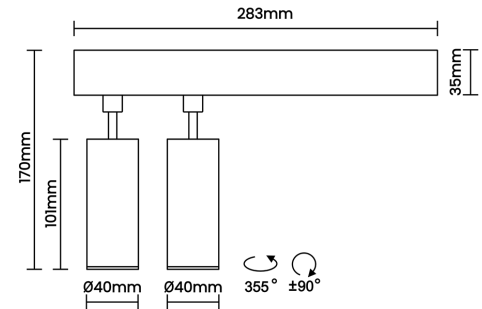
Mounting Integral

LED Power Watts 2x8.8W2

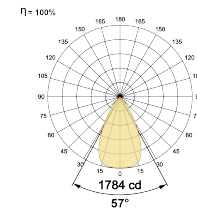
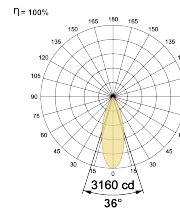
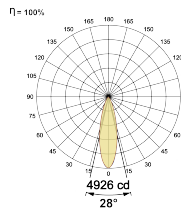
System Power Watts 2x10.1W

Operating Voltage Vin 220-240Vac

Power Factor p.f. >0.95



Light Distribution



LED Technology

Binning 3 Step MacAdam

LED Life Time @ L80/B10 >50000 hours

Colour Rendering (CRI) CRI80, CRI90

Led Type COB

LED Fitted CREE COB LED 36Vdc/500mA

Controls

Standard Switchable On/Off

Optional PDIM, DDIM, BTM, CASAMBI, Non Dimmable

Ordering Details

Code Example:	Name	Watt	CCT	CRI	Angle	Finish	Control
	Birds on a Branch 2way	2x10W	WW27K	CRI80	28°	SWH	On/Off

Select one from each column with highlighted values to create the ordering code

NAME	WATT	LUMEN	EFFICACY	CCT	CRI	ANGLE	FINISH	CONTROL
Birds on a Branch 2way	2x10W	2x808	80	2700K WW27K	CRI80	28° 28°	White SWH	Non Dimmable On/Off
		2x828	82	3000K WW30K	CRI90	36° 36°	Black SBL	Phase Dimmable PDIM
		2x869	86	4000K NW40K		57° 57°	Custom CSM	Dali Dimmable DDIM
		2x889	88	5700K CW57K				Bluetooth Dimmable BTM
							Casambi CBTM	
Birds on a Branch 2way	2x10W			WW27K	CRI80	28°	SWH	On/Off

