

Twinline P OPD 60 | 20W

Product Reference

Environment Indoor

Installation Ceiling Suspended

Construction & Materials

Housing Extruded Aluminium

Primary Lens -

Primary Reflector -

Secondary Reflector -

Body Finish White,Black,Custom

Diffuser Premium high-transmission opal

Antiglare Baffle -

Thermal Management

Heat Sink Material Aluminium

Cooling Technique Passive Cooling

Optical System

Beam Direction General Diffuse

Tilt No

Swivel No

Electrical System

Driven with Constant Current Driver

Input Voltage/Hz 220V- 240V/50-60Hz

Control Gear Included


Mounting Integral

LED Power Watts 17.1W

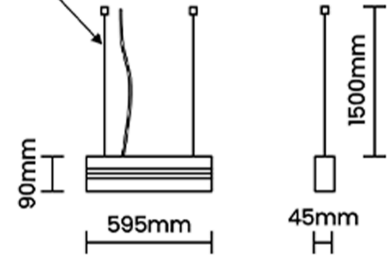
System Power Watts 19.7W

Operating Voltage V_{in} 220-240 Vac

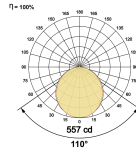
Power Factor p.f. > 0.95



Adjustable Suspension Kit



Light Distribution



LED Technology

Binning 3 Step MacAdam

LED Life Time @ L80/B10 >50000 hours

Colour Rendering (CRI) CRI80,CRI90

Led Type SMD mid power

LED Fitted Osram/Samsung Mid power LED array 32V-36Vdc/500mA

Controls

Standard Switchable On/Off

Optional DDIM,CASAMBI,Non Dimmable

Ordering Details

Code Example:	Name	Watt	CCT	CRI	Angle	Finish	Control
	Twinline P OPD 60	20W	WW27K	CRI80	110°	SWH	On/Off

Select one from each column with highlighted values to create the ordering code

NAME	WATT	LUMEN	EFFICACY	CCT	CRI	ANGLE	FINISH	CONTROL
Twinline P OPD 60	20W	1497	76	2700K	WW27K	110°	White	Non Dimmable
		1537	78	3000K	WW30K		Black	Dali Dimmable
		1615	82	4000K	NW40K		Custom	Casambi
		1655	84	5700K	CW57K			
				2700K-5700K	TW			
Twinline P OPD 60	20W			WW27K	CRI80	110°	SWH	On/Off

